



HESI A2

ACCESS CODE INSTRUCTIONS

Traditional Nursing Applicants (Non-LPN Students)

Textbooks can be purchased at evolve.elsevier.com.

Save up to 25% off with promo code 70511 (Expires December 31, 2025)

RN Admissions Assessment Textbooks (A2):

- [Admission Assessment Exam Review](#)
- [Admission Assessment Exam Review - Elsevier eBook on VitalSource](#)

Exam Subject Areas:

- Critical Thinking, Reading Comprehension, Biology, Anatomy and Physiology.

Access Code Instructions

1. Students need to redeem the Access Code from their textbook to **unlock the practice questions**.

Redeem your access code by visiting evolve.elsevier.com.

Enter the code in the designated field and click Submit to activate your access.

Where is my Access Code?

Physical books

The access code is printed inside the book. Enter Access code and skip to step 10.

eBooks

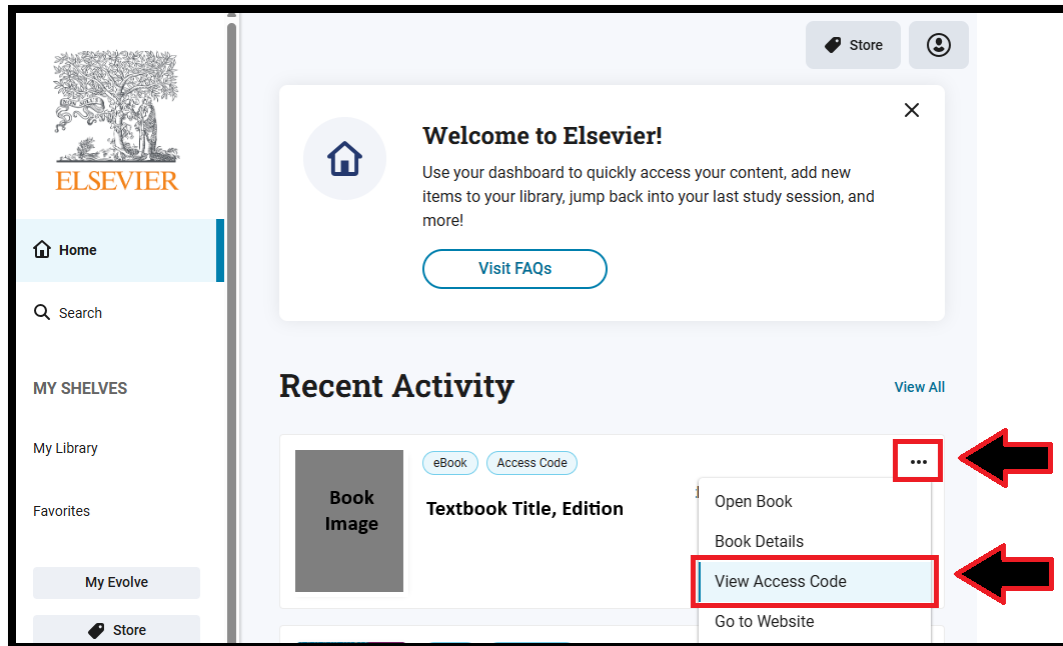
The access code is available in the Elsevier eBook Library (steps 2-9).

The screenshot shows the Evolve website interface. At the top, there's a navigation bar with links for 'My Evolve', 'Catalog', 'Help', 'Search', 'Cart', and 'Alerts'. Below this is a 'Welcome to Evolve' banner with a smiling woman in medical scrubs. A large red arrow points down to the 'Redeem an Access Code or Enter an Evolve Course ID' section. This section contains a search bar with the placeholder text 'Search below to find and purchase Elsevier products or shop for online savings'. Below the search bar is a 'Go' button. Further down, there's a section for redeeming an access code, which includes an input field with the example 'A123B456C789' and a 'Submit' button. Below the input field, there's a note: 'Your eProduct access code will look like [UC2H3]4K5L6P or [QMRR7A4WNA]XY3ZQRMNQ and your course ID will look like [1234_bdobbs_1001]'. At the bottom right of the section is a 'Help' button.

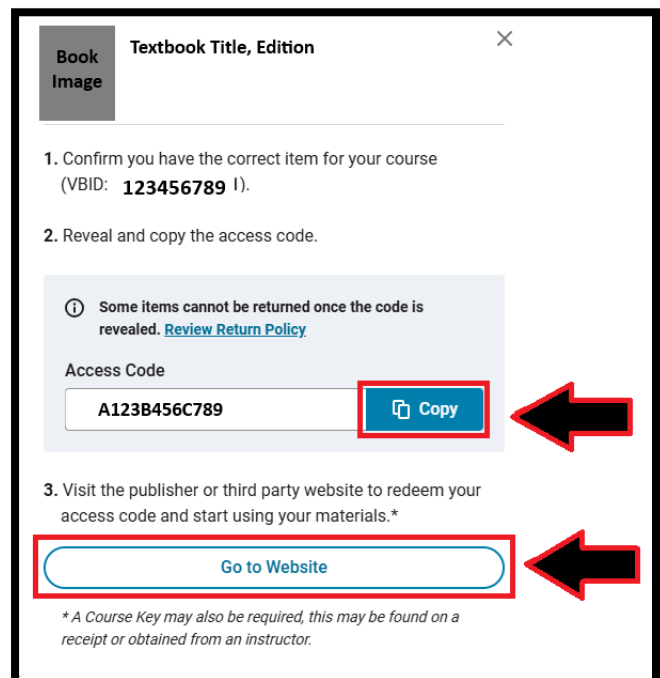
How to find the eBook Access Code

To find the Access Code for your eBook:

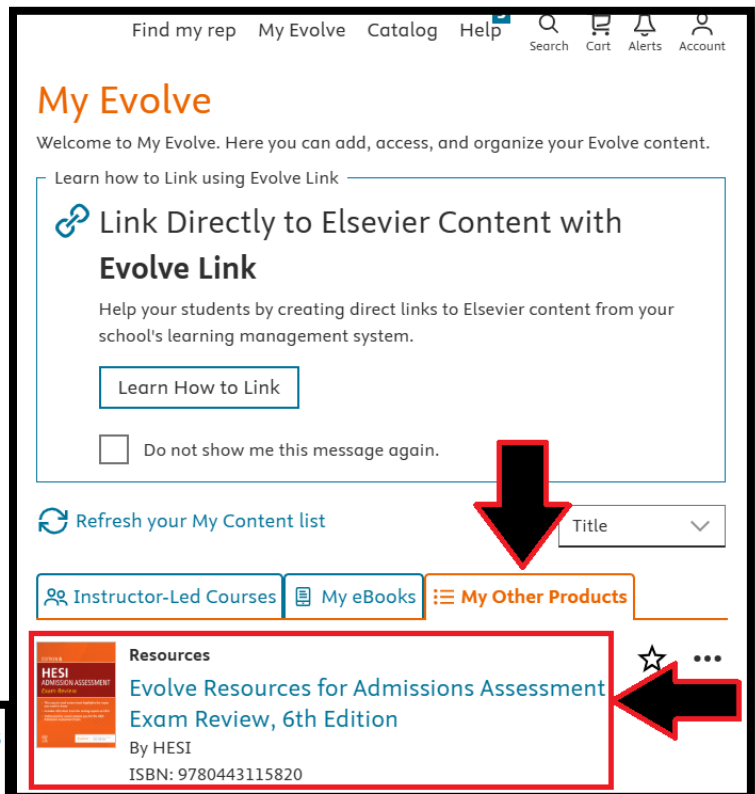
2. Log in to your [Elsevier eBook Library](#) and go to your **Home** tab.
3. Locate the Recent Activity section where your textbook is listed.
4. Click the three-dot menu (...) next to the textbook title.
5. From the dropdown menu, select **View Access Code**.
6. Your access code will appear for use in redeeming or entering on the Evolve platform.



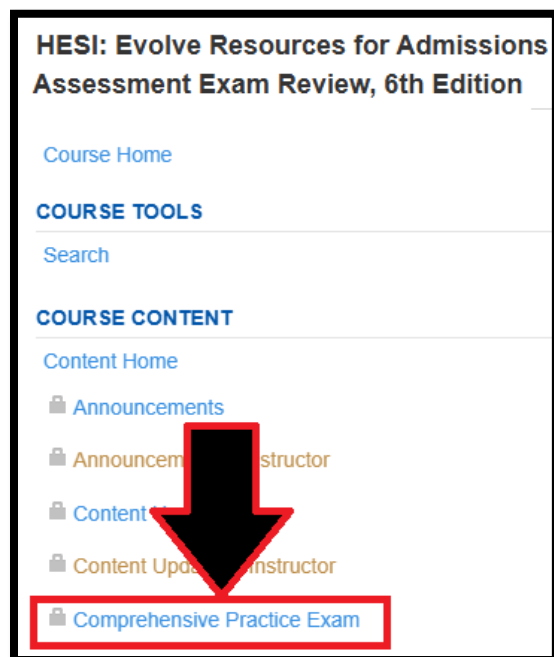
7. Confirm you have the correct textbook for your course (check the VBID listed)
8. Reveal and copy the access code by clicking the **Copy** button.
9. Click **Go to Website** to visit the publisher and redeem your code. Enter the code in designated field and click Submit to activate your access.



10. Log into your Evolve account after redeeming your access code at evolve.elsevier.com.
11. From the My Evolve dashboard, select the **My Other Products** tab.
12. Select the **Evolve Resources for Admissions Assessment Exam Review**



13. Select **Comprehensive Practice Exam**.



14. Select your preferred exam and mode.
15. In the Select Topics section, select one or more of the following options: **Reading Comprehension**, **Biology**, **Anatomy and Physiology**.
16. Click Begin to start your practice test.

